



making travel
cheaper and simpler

USER GUIDE

HOW TO ACCESS THE SCHEME



BUS SERVICES ACROSS PRESTON



CORPORATE TICKETING
SOLUTIONS FOR BUSINESSES



IMPROVING JOURNEY
INFORMATION & TICKETING

Hello and welcome to our user guide on how to access the Corporate Traveller Scheme for your organisation.


The scheme allows you to cheaper bus fares with Preston Bus across the Preston City Network.

This guide shows you how to request access to your employers group and then how to purchase tickets.


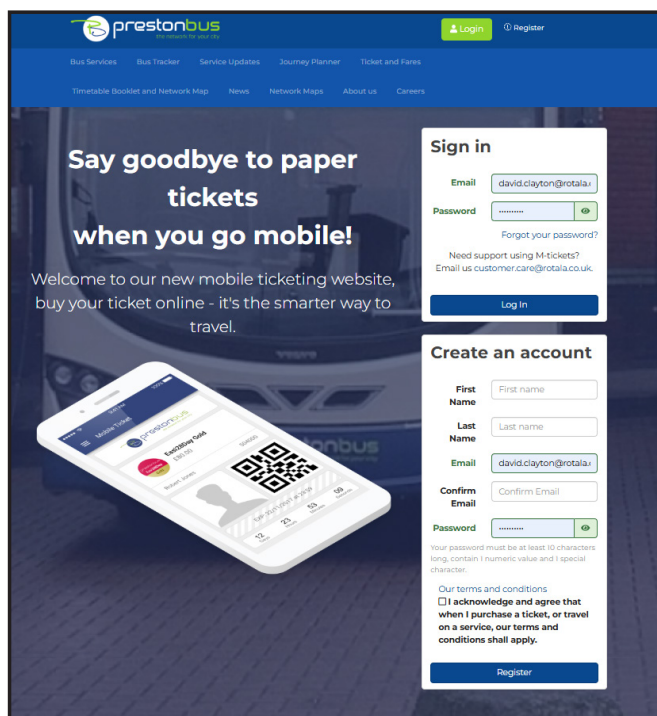
Step 1 - visit www.prestonbus.co.uk

Step 2 - login or register for an account

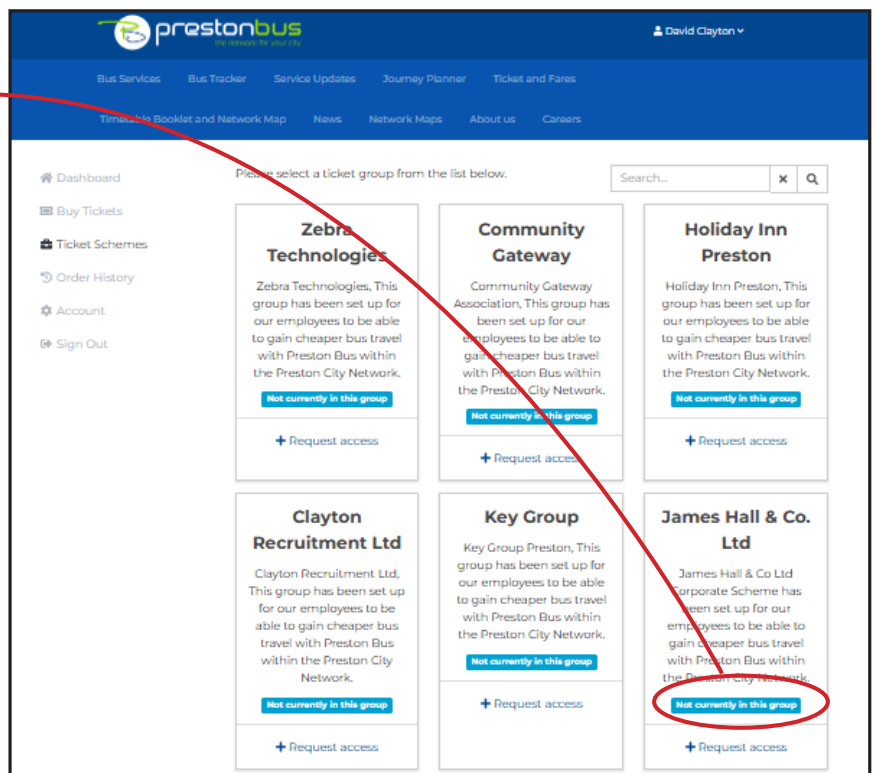
To register for an account complete the registration form and register.



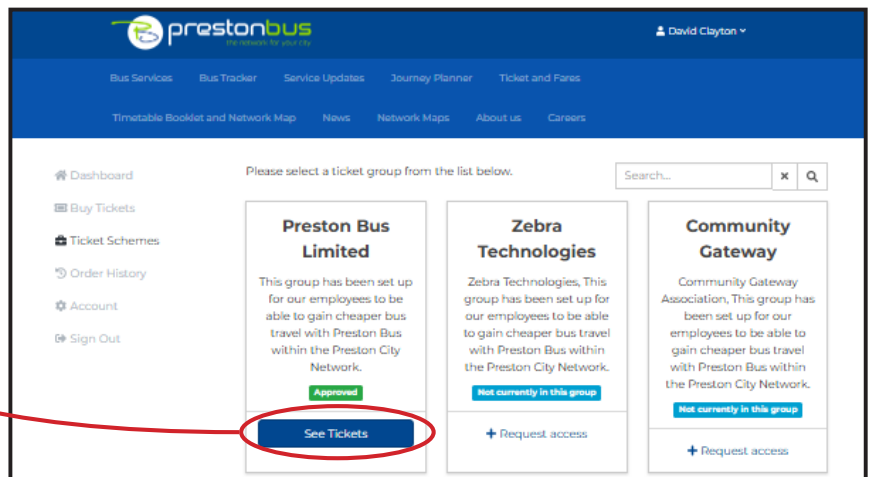
Step 3 - Once logged in, your account will look like the below image. Click on Ticket Schemes on the left hand side.



Step 4 - Once you're in the ticket scheme section, click on the request access button associated to your employer.



Step 5 - Once you have been approved by your employer, log back into the ticket scheme section to see the tickets available.



Step 6 - Once into the ticket scheme, the tickets available will show as below, then follow the process on screen to purchase your discounted ticket.

(please note, Direct Debit tickets can only be purchased on the website and not through the app).

